

HIGHFIRE (CONE 8-10)

Oxidation

Reduction



CC505 • Cannon Beach



Oxidation

Reduction




CC518 • G-Mix 10



Oxidation

Reduction



CC512 • Three Finger Jack



CC506 • Cookspride




CC518G • G-Mix 10 with Grog




CC512A • Three Finger Jack Architectural



CC517 • Crystal Springs Porcelain



CC502 • Mt Hood Porcelain



CC532 • Umpqua White



CC528 • Deschutes White



Key for Symbols:

When used for ...

Dinnerware

Wheelthrowing

Handbuilding

Sculpture

Classroom Use

This clay is ...

😊 = recommended

😐 = works OK

☹ = NOT recommended

Wadding Recipe for Firing

1 part Greenstripe Fireclay (CH379) + 1 part Coarse Grog (CH563) + 2 parts Sand (CH354)

Blend dry ingredients, then mix with water to form a clay paste.

Use Elmer's Glue to attach to the bottom of your greenware piece immediately before firing.